

SOUTH CAROLINA DEATH PENALTY FACT SHEET

(updated 5/22/2019)

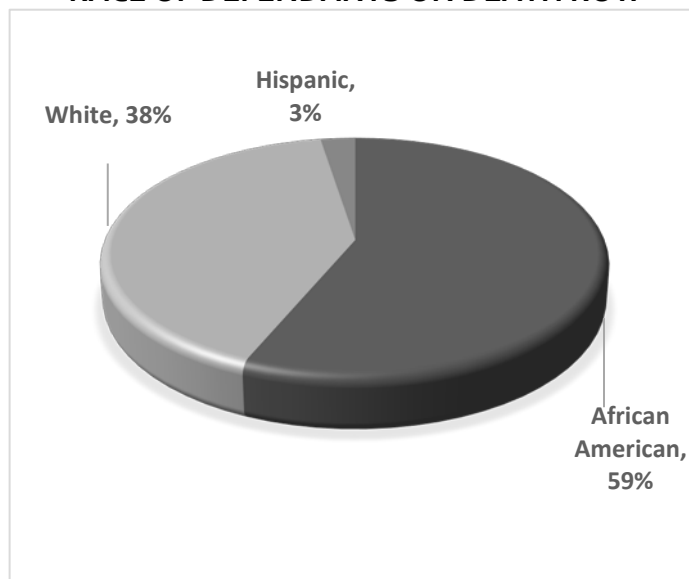
Upcoming Executions

- ❖ None (no individual on death row has exhausted their appeals)

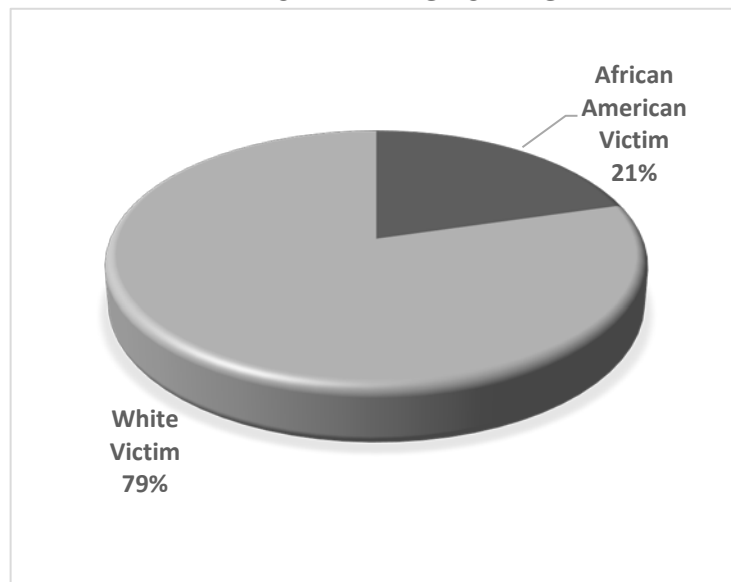
Current Death Row

- ❖ 39 men on South Carolina's death row (as of 5/22/2019)
 - 7 death row inmates have had their convictions and/or sentences overturned and are awaiting resentencing or the outcome of the State's appeal
- ❖ 59% of current death row inmates are African American, 38% are white, and 3% are Hispanic
- ❖ 79% of current death row inmates were convicted of killing a white victim
- ❖ 44% of current death row inmates are African American men convicted of killing a white victim (studies show less than 9% of murders in South Carolina involve African American defendants and white victims)
- ❖ The current death row inmates have served an average of over 17 years on death row.

RACE OF DEFENDANTS ON DEATH ROW



DEATH ROW BY RACE OF VICTIM



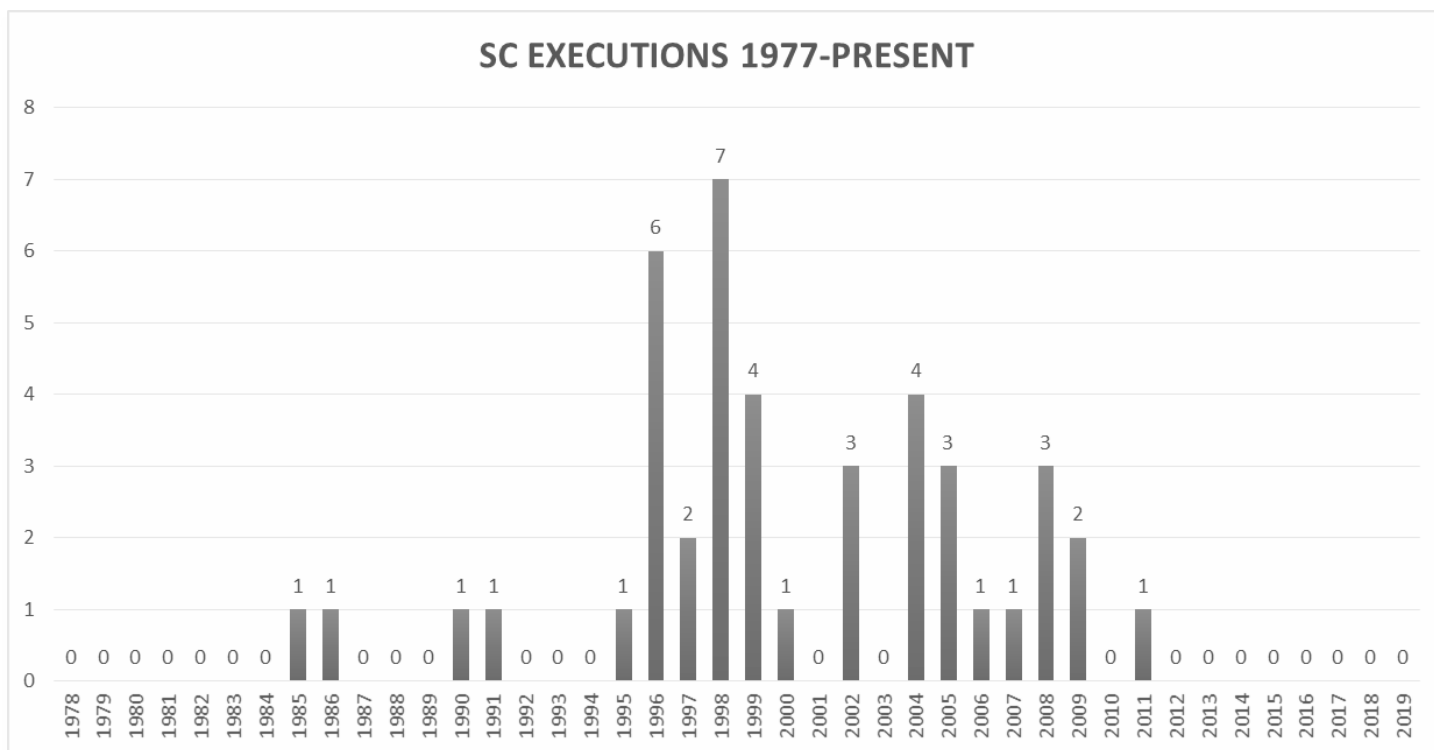
SOUTH CAROLINA DEATH PENALTY FACT SHEET

(updated 5/22/2019)

DEATH ROW BY COUNTY					
County	#	County	#	County	#
Lexington	6	Abbeville	1	Dorchester	1
Greenville	5	Aiken	1	Georgetown	1
Horry	5	Beaufort	1	Greenwood	1
Spartanburg	4	Berkeley	1	Lancaster	1
Orangeburg	2	Calhoun	1	Newberry	1
Sumter	2	Charleston	1	Pickens	1
York	2	Clarendon	1	Richland	1

Execution Information

- ❖ 43 men have been executed by South Carolina since 1977
- ❖ Execution method: defendant's choice of lethal injection or electrocution
- ❖ Last execution: Jeffrey Brian Motts on 5/6/2011 (waived his appeals)
- ❖ Last execution after exhaustion of appeals: Thomas Ivey on 5/8/2009
- ❖ 36 executions by lethal injection; 7 executions by electrocution

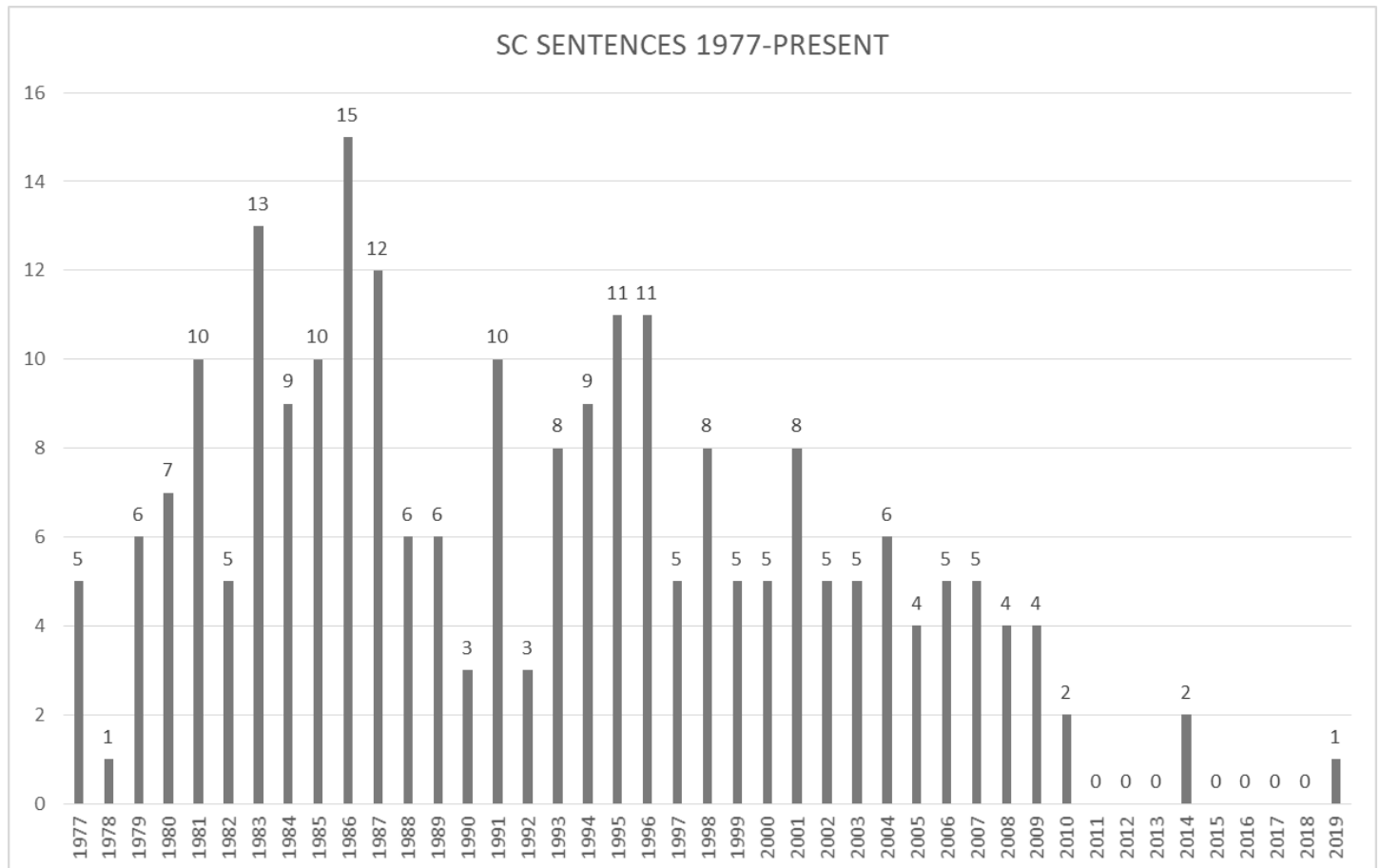


SOUTH CAROLINA DEATH PENALTY FACT SHEET

(updated 5/22/2019)

Historical Sentencing Information

❖ 181 men and 1 woman sentenced to death in South Carolina since 1977

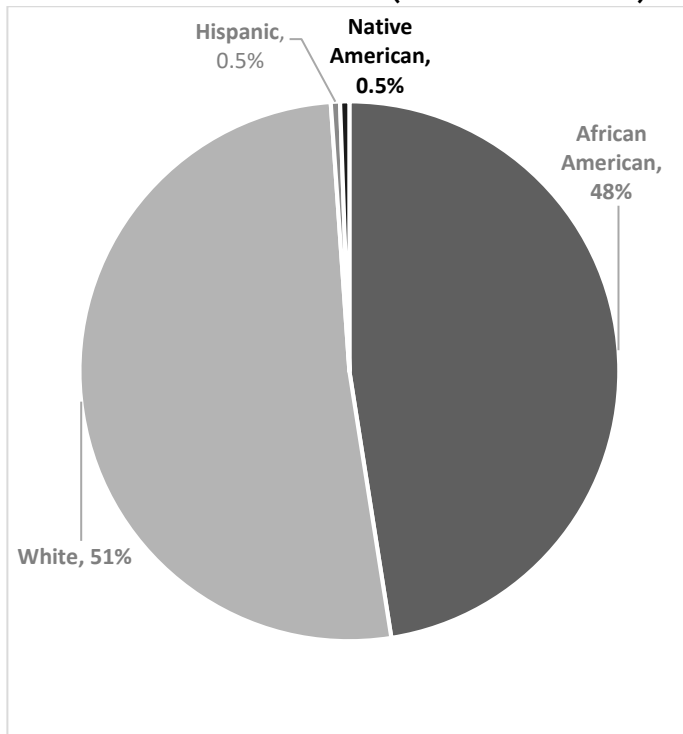


- ❖ Last South Carolina death sentence: Jerome Jenkins Jr. (Horry) sentenced in 2019
- ❖ 48% of defendants sentenced to death have been African American, 51% white, 0.5% Hispanic, 0.5% Native American
- ❖ 81% of all sentences were imposed for killing a white victim

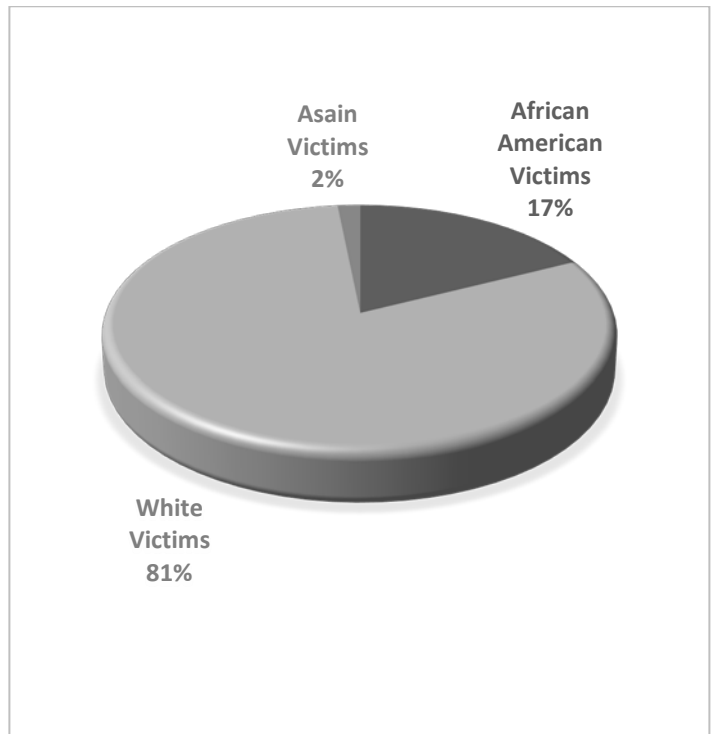
SOUTH CAROLINA DEATH PENALTY FACT SHEET

(updated 5/22/2019)

RACE OF DEFENDANTS (ALL SENTENCES)



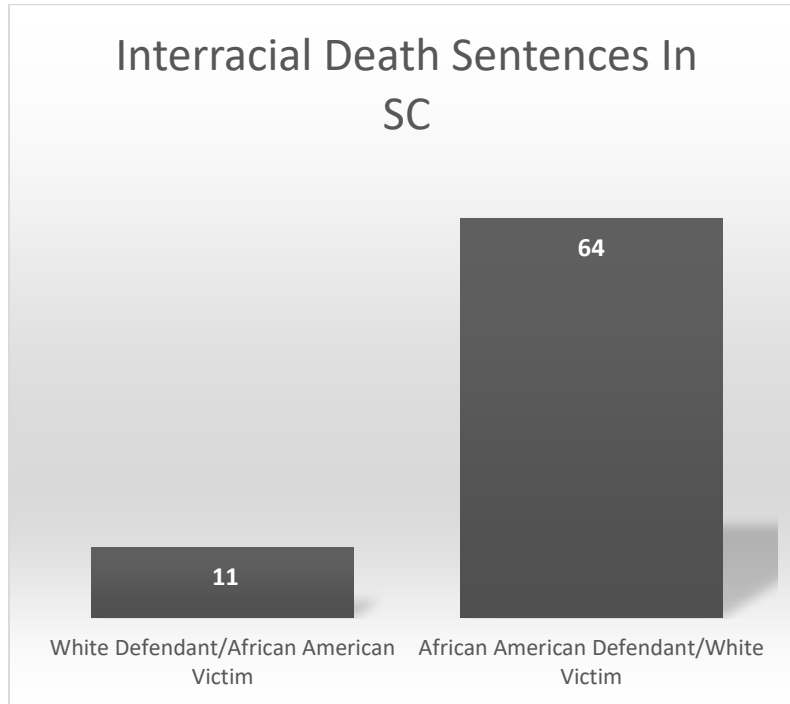
SENTENCES BY RACE OF VICTIM



- ❖ 34% of all death sentences have been imposed in cases involving an African American defendant and a white victim, despite the fact that less than 9% of all murders in South Carolina involve that racial combination.

SOUTH CAROLINA DEATH PENALTY FACT SHEET

(updated 5/22/2019)



- ❖ 61% of all death sentences have been reversed since 1977
- ❖ 48% of all death sentences have been reversed and resulted in a new sentence of less than death; 24% of sentences have resulted in an execution; 5% of those sentenced died on death row; 21% of cases remain pending
- ❖ 3 individuals were acquitted after reversal of their conviction and death sentence

SOUTH CAROLINA DEATH PENALTY FACT SHEET

(updated 5/22/2019)

Ultimate Outcome of South Carolina Death Sentences

