

# SOUTH CAROLINA DEATH PENALTY FACT SHEET

(updated 2/14/2018)

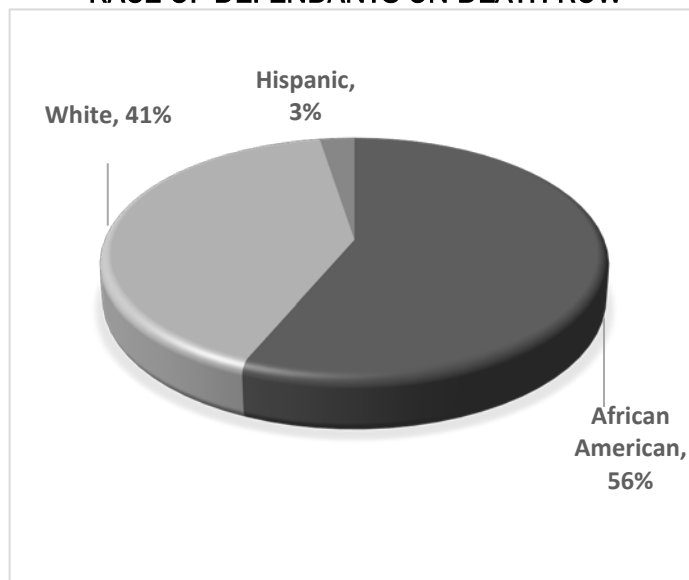
## Upcoming Executions

- ❖ None (no individual on death row has exhausted their appeals)

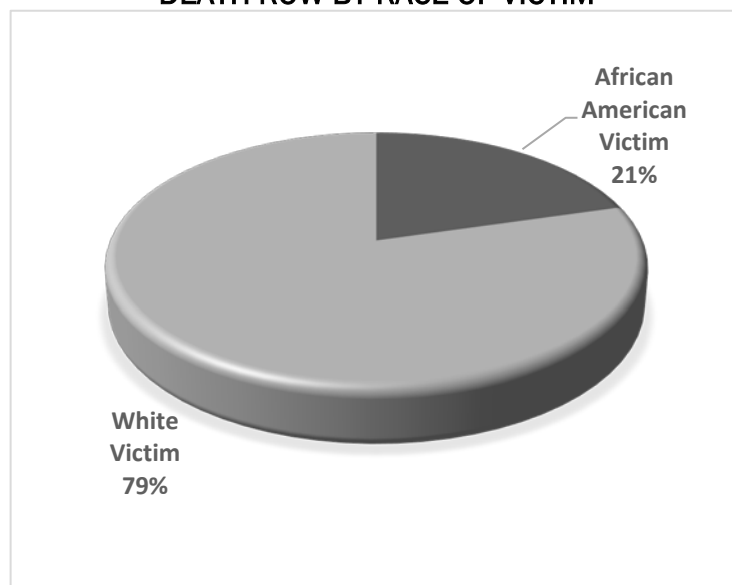
## Current Death Row

- ❖ 39 men on South Carolina's death row (as of 1/19/2018)
  - 5 death row inmates have had their convictions and/or sentences overturned and are awaiting resentencing or the outcome of the State's appeal
- ❖ 56% of current death row inmates are African American, 41% are white, and 3% are Hispanic
- ❖ 79% of current death row inmates were convicted of killing a white victim
- ❖ 41% of current death row inmates are African American men convicted of killing a white victim (studies show less than 9% of murders in South Carolina involve African American defendants and white victims)
- ❖ The current death row inmates have served an average of over 16 years on death row.

### RACE OF DEFENDANTS ON DEATH ROW



### DEATH ROW BY RACE OF VICTIM



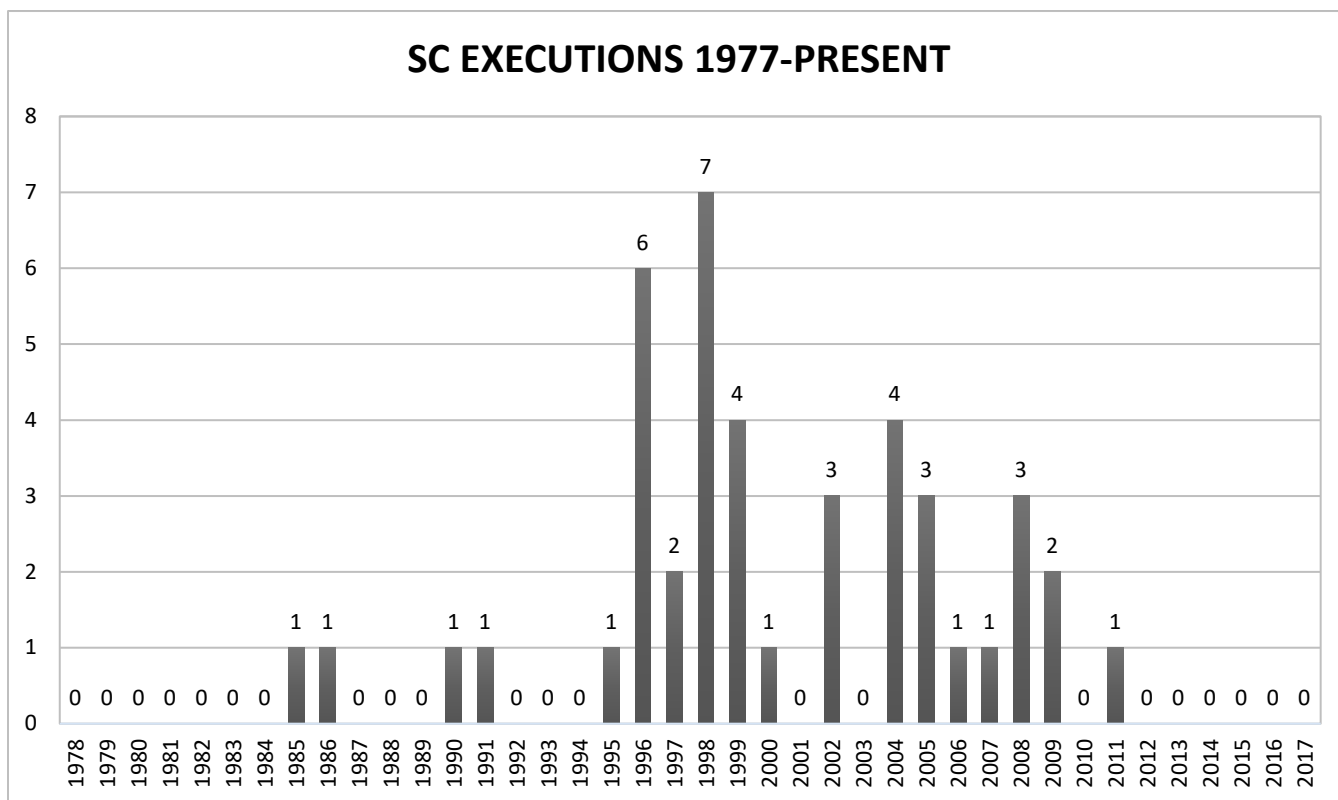
# SOUTH CAROLINA DEATH PENALTY FACT SHEET

(updated 2/14/2018)

DEATH ROW BY COUNTY					
County	#	County	#	County	#
Lexington	6	Aiken	1	Georgetown	1
Greenville	5	Beaufort	1	Greenwood	1
Horry	4	Berkeley	1	Lancaster	1
Spartanburg	4	Calhoun	1	Newberry	1
Orangeburg	2	Charleston	1	Pickens	1
Sumter	2	Cherokee	1	Richland	1
York	2	Clarendon	1		
Abbeville	2	Dorchester	1		

## Execution Information

- ❖ 43 men have been executed by South Carolina since 1977
- ❖ Execution method: defendant's choice of lethal injection or electrocution
- ❖ Last execution: Jeffrey Brian Motts on 5/6/2011 (waived his appeals)
- ❖ Last execution after exhaustion of appeals: Thomas Ivey on 5/8/2009
- ❖ 36 executions by lethal injection; 7 executions by electrocution

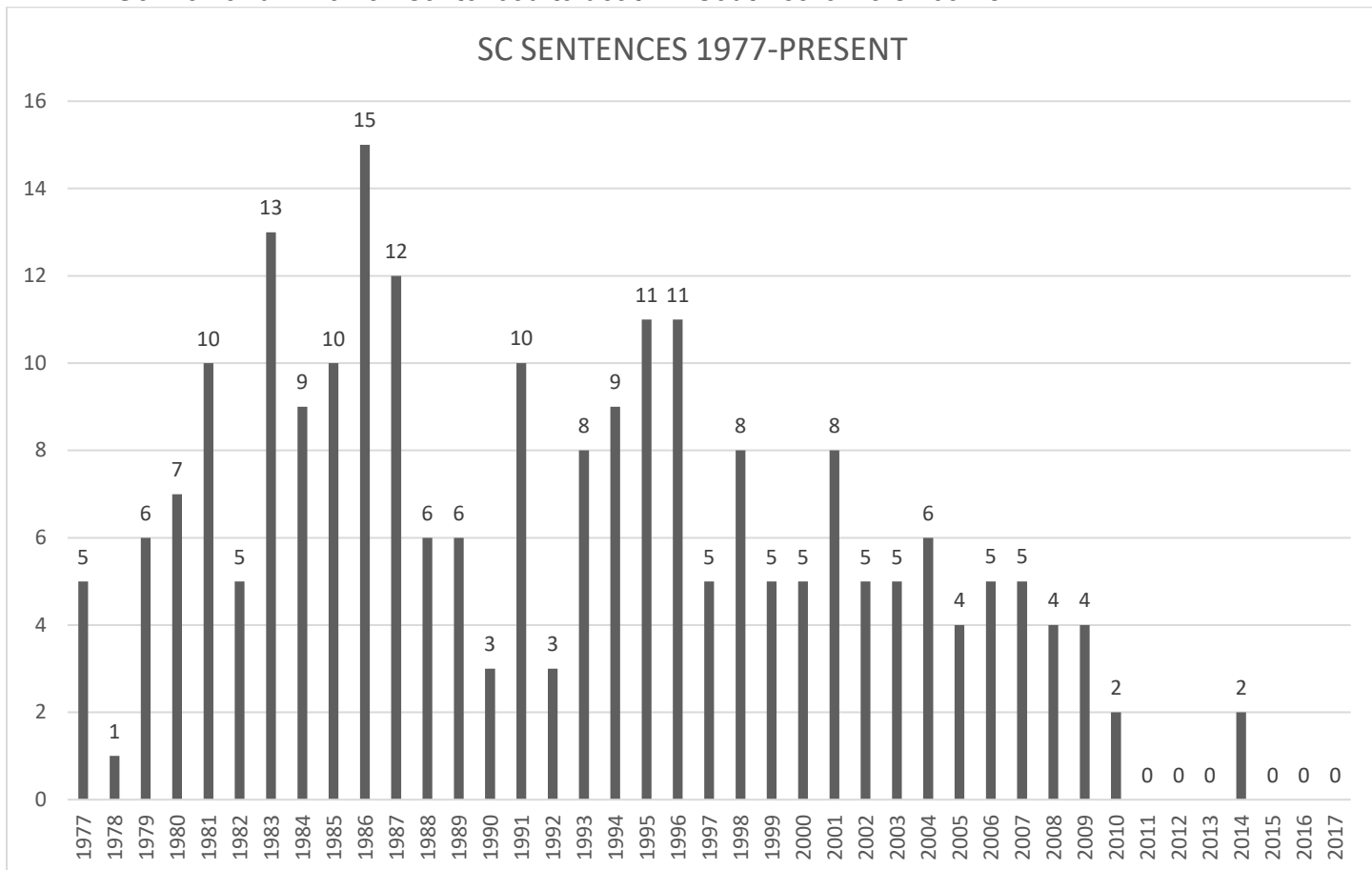


# SOUTH CAROLINA DEATH PENALTY FACT SHEET

(updated 2/14/2018)

## Historical Sentencing Information

❖ 180 men and 1 woman sentenced to death in South Carolina since 1977

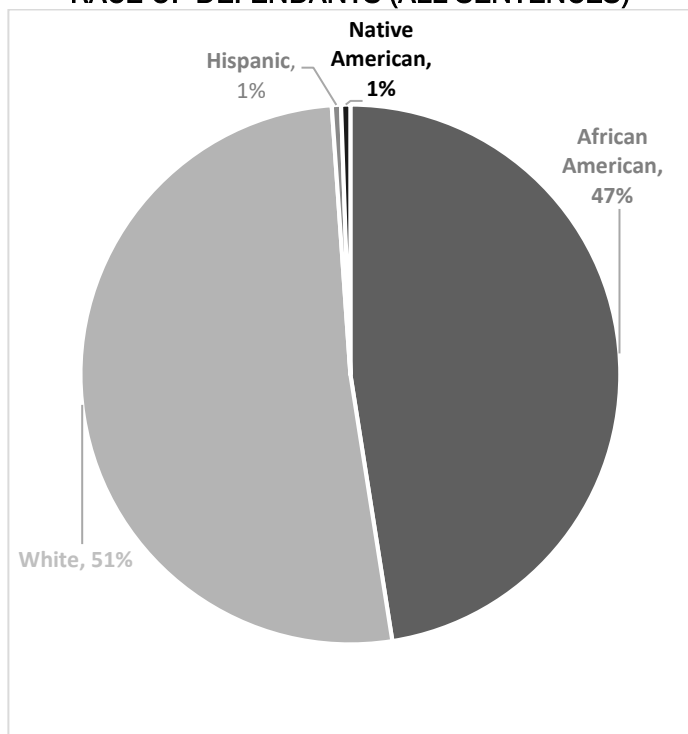


- ❖ Last South Carolina death sentence: Ricky Lee Blackwell (Spartanburg) sentenced in 2014
- ❖ 47% of defendants sentenced to death have been African American, 51% white, 1% Hispanic, 1% Native American
- ❖ 81% of all sentences were imposed for killing a white victim

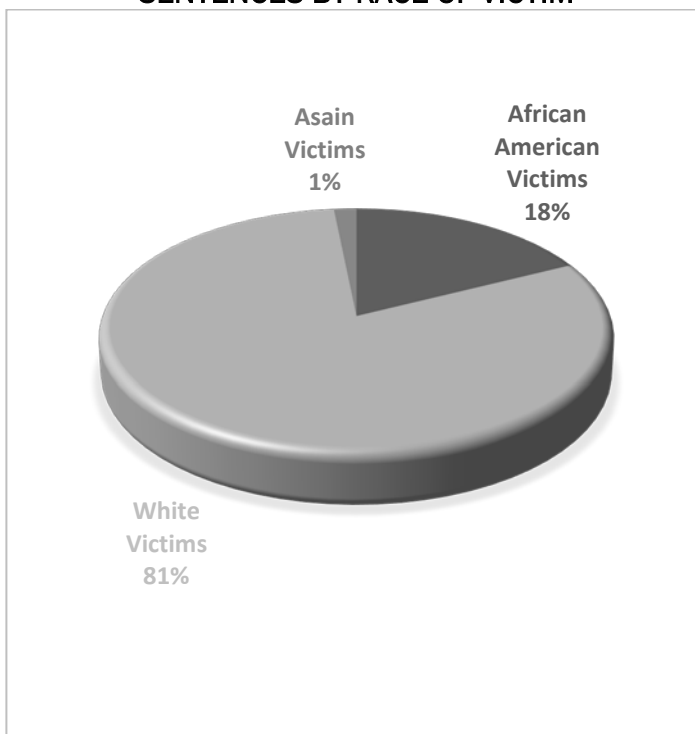
# SOUTH CAROLINA DEATH PENALTY FACT SHEET

(updated 2/14/2018)

### RACE OF DEFENDANTS (ALL SENTENCES)

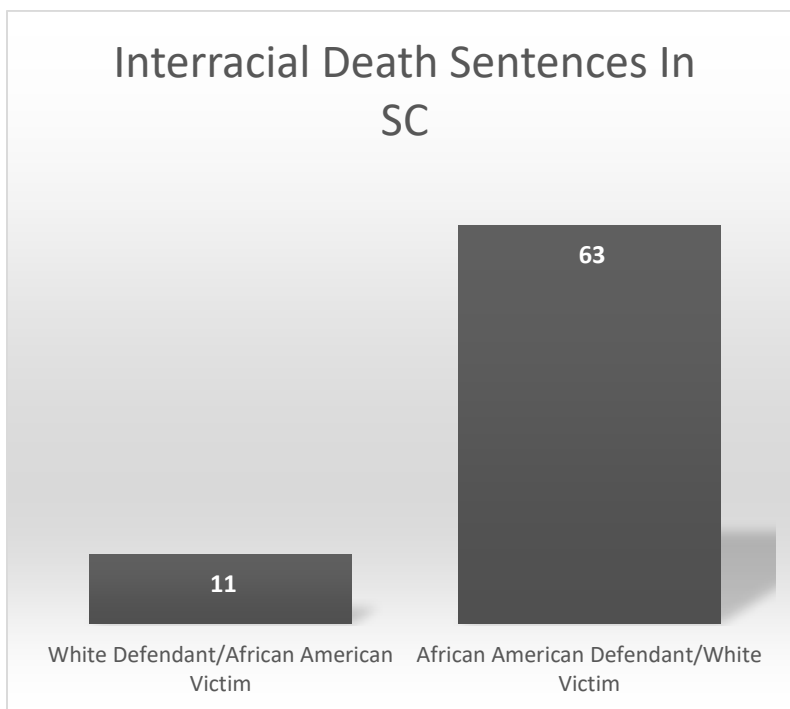


### SENTENCES BY RACE OF VICTIM



❖ 34% of all death sentences have been imposed in cases involving an African American defendant and a white victim, despite the fact that less than 9% of all murders in South Carolina involve that racial combination.

### Interracial Death Sentences In SC



# SOUTH CAROLINA DEATH PENALTY FACT SHEET

(updated 2/14/2018)

- ❖ 60% of all death sentences have been reversed since 1977
- ❖ 48% of all death sentences have been reversed and resulted in a new sentence of less than death; 24% of sentences have resulted in an execution; 5% of those sentenced died on death row; 23% of cases remain pending
- ❖ 3 individuals were acquitted after reversal of their conviction and death sentence

## Ultimate Outcome of South Carolina Death Sentences

